


# Investment Monthly

## A more positive outlook for UK equities further broadens our equity exposure

July 2024



### Key takeaways

- ◆ While fundamentals remain resilient in the US, the slowdown from excessively strong to more average growth levels should help the Fed decide on a rate cut in September. We remain overweight on US stocks but have moved to a more balanced sector stance by upgrading Utilities and downgrading Industrials.
- ◆ With an improved UK economic outlook, falling inflation supporting an August rate cut, cheap valuations and attractive dividend yields, we upgrade UK stocks to overweight. While the UK elections do not seem to concern markets, the French snap elections have increased political uncertainty. We remain neutral on Europe ex-UK stocks but see opportunities in global leaders in the IT, Consumer Discretionary, Energy and Healthcare sectors.
- ◆ Following the rate cut by the ECB in June, we expect the Bank of England and the Fed to act in August and September, respectively. As bond yields have likely peaked, we focus on locking in current attractive yields from US Treasuries and UK gilts with medium-to-long duration, and investment grade (IG) credit with medium duration. Any sizeable widening in European IG bond spreads is seen as a buying opportunity. The rate differentials and a strong USD make USD investment grade relatively more attractive.



**Willem Sels**

Global Chief Investment Officer  
HSBC Global Private Banking and Wealth



**Lucia Ku**

Global Head of Wealth Insights  
HSBC Wealth and Personal Banking

Asset class	6-month view	Comment
Global equities	▲	Global manufacturing is on a recovery path. With an improving global cyclical outlook, positive earnings momentum and the prospect of rate cuts, we look beyond the US and Technology to capture more broad-based upside.
Government bonds	▶	As rate cuts should come soon in the US and UK, we focus on locking in current bond yields which are still near decade-high levels. Japanese government bonds remain unattractive.
Investment grade (IG) corporate bonds	▲	Amid slowing global growth and rising geopolitical uncertainty, we continue to prefer investment grade over high yield bonds as interest rate risk is more attractively priced than credit risk.
High yield (HY) corporate bonds	▶	We remain neutral as the spread pick-up in high yield bonds is insufficient for rising default risks.
Gold	▶	Uncertainty has driven gold to high levels but demand is likely to be capped at the current price.

▲ "Overweight" implies a positive tilt towards the asset class, within the context of a well-diversified, typically multi-asset portfolio.

▼ "Underweight" implies a negative tilt towards the asset class, within the context of a well-diversified, typically multi-asset portfolio.

▶ "Neutral" implies neither a particularly negative nor a positive tilt towards the asset class, within the context of a well-diversified, typically multi-asset portfolio.

Icons: ↑ View on this asset class has been upgraded; ↓ View on this asset class has been downgraded.

# Talking points

Each month, we discuss 3 key issues facing investors

## 1. How should investors read the mixed economic data in the US?

- ◆ US earnings momentum continues to remain strong in Q2 which is forecast to grow 8.8%, marking the highest year-on-year growth since Q1 2022. However, economic activity is slowing from a peak of 4.9% in Q3 2023 to an expected 2.4% rate for 2024.
- ◆ The slowdown from excessively strong to more average growth levels and easing labour market pressures are not bad for equities as they allow the Fed to cut rates in September. The projection from the Fed of only one 0.25% cut in 2024 and a total of 2.25% through year-end 2026 is supportive of US equities.
- ◆ While strong earnings momentum, the prospect of rate cuts and secular trends warrant our overweight on US equities across sectors, we have moved from a cyclical to a more balanced sector stance by downgrading Industrials where performance has started to struggle and valuations are relatively high. We upgrade Utilities due to their cheap valuations and indirect exposure to the data economy and AI, which will drive increased electricity consumption. We continue to stay bullish on IT, Communications, Consumer discretionary, Financials and Healthcare.

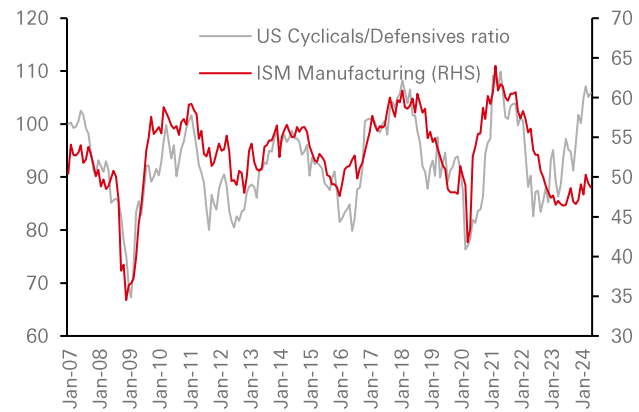
## 2. As the economic cycle of the UK has bottomed, what is its outlook?

- ◆ With expected GDP growth of 0.9% for 2024 and 1.3% for 2025, along with improving PMIs, we believe the UK has come out of recession. Falling inflation should ease cost pressures and support the Bank of England to start cutting rates in August.
- ◆ Currently, the UK equity market is offering attractive dividend yields (e.g. 4% from FTSE100), well above the US (1.3%) and Europe ex-UK (3.2%). Moreover, valuations are at their 5-year average and the cheapest level compared to US stocks in many years, further boosting M&A activity. Despite the upcoming UK elections, monthly ETF flows reached a multi-year high in May. The fiscal prudence promised by the Labour lead has gained some confidence from the markets.
- ◆ Elsewhere in Europe, the announcement of the French snap legislative elections following a heavy defeat of the French incumbent party in the European Parliament Elections has created rising economic and political uncertainties. We have reduced exposure to French equities and downgrade European financials to neutral. While we maintain neutral on Europe ex-UK equities, we see opportunities in the IT, Consumer Discretionary, Energy and Healthcare sectors in the region, preferably those global companies with strong earnings power.

## 3. How will rate cuts and politics affect the bond markets?

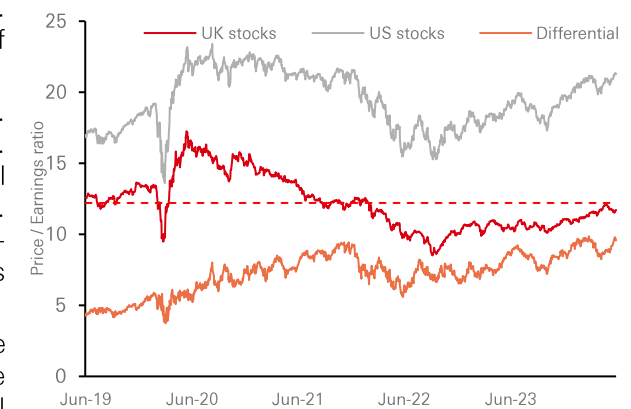
- ◆ Following the central banks in Switzerland, Sweden and Canada, the ECB delivered its first rate cut in June. Our base case remains for two further cuts this year. All eyes are now on the Bank of England and the Fed, which are expected to act in August and September, respectively.
- ◆ While France represents the second largest country in the EUR investment grade universe, we see limited contagion impact on other countries in the region. The ECB policy and the pace of future cuts should remain the key driver for bonds over the medium term.
- ◆ As the start of the cutting cycle reinforces our view that bond yields have peaked, we focus on locking in current attractive yields from quality bonds for better risk-adjusted returns, including US Treasuries and UK gilts with medium-to-long duration. We continue to hold our overweight stance on investment grade (IG) with medium duration and see any sizeable widening in European IG bond spreads as a buying opportunity. The rate differentials and a strong USD make USD investment grade relatively more attractive than that of the EUR and GBP.

**Chart 1: The outperformance of cyclical sectors is not supported by economic indicators**



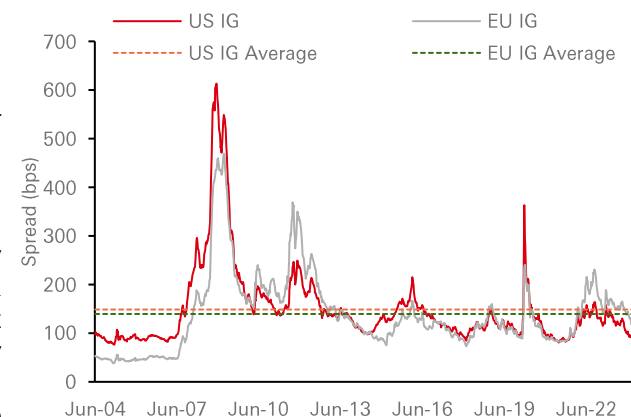
Source: Bloomberg, HSBC Global Private Banking and Wealth as at 23 June 2024. Past performance is not a reliable indicator for future performance.

**Chart 2: UK stocks are trading at cheap levels compared to markets and in line with their history**



Source: LSEG, HSBC Global Private Banking and Wealth as at 26 June 2024. Past performance is not a reliable indicator of future performance.

**Chart 3: Muted reaction from European credit spreads**



Source: Bloomberg, HSBC Global Private Banking and Wealth as at 21 June 2024. Past performance is not a reliable indicator of future performance.

# Asset Class Views

Our latest house view on various asset classes

Asset class	6-month view	Comment
<b>Global equities</b>		
Global	▲	Global manufacturing is on a recovery path. With an improving global cyclical outlook, positive earnings momentum and the prospect of rate cuts, we look beyond the US and Technology to capture more broad-based upside.
United States	▲	While fundamentals remain supportive with strong earnings momentum, the prospect of rate cuts and secular trends, our sector stance is more balanced with exposure to IT, Communications, Consumer Discretionary, Utilities and Healthcare.
United Kingdom	▲↑	Given the tailwinds of a better growth outlook, falling inflation and the prospect of rate cuts, combined with cheap valuations and attractive dividend yields, we upgrade UK equities to overweight.
Europe ex-UK	▶	As the economic cycle has likely bottomed, we expect earnings to recover in H2 and favour quality large-cap companies. However, political uncertainty has increased around the snap legislative elections in France. We maintain our neutral stance.
Japan	▲	The reflationary trend supported by solid wage growth, corporate governance reforms, recovering earnings growth and the AI boom are key drivers for Japanese stocks. We expect the BoJ to keep the financial condition accommodative.
Emerging Markets (EM)	▶	We expect more emerging markets to cut rates in H2 2024. Corporate earnings growth is expected to rebound sharply for EM Asian markets in 2024.
EM EMEA	▼	The region is impacted by high energy prices and global interest rates, as well as geopolitical uncertainty.
EM LatAm	▼↓	We see greater political uncertainty in Mexico following a larger-than-expected victory for the incumbent party and ahead of the US elections. Sticky inflation and slowing rate cuts may also trigger selling in Brazil. Earnings are weakening too.
<b>Asia ex Japan equities</b>		
Asia ex-Japan	▲	The region is expected to deliver well-above global average economic growth thanks to strong growth momentum in India and the global AI-driven investment benefitting South Korea.
Mainland China	▶	The recent economic data still suggested an uneven path to growth recovery. We prefer undervalued quality stocks in the service consumption and high-end manufacturing sectors, as well as quality SOEs. Valuations remain attractive.
India	▲	As India's pro-growth structural reforms are expected to continue under the newly formed NDA government, we stay bullish on Indian equities and prefer large-cap companies given their stronger fundamentals and better valuations.
Hong Kong	▶	Investors are reassessing the policy and growth outlook. We prefer the insurance, telecom and utility sectors, as well as quality REITs and developers amid cyclical headwinds from high interest rates and mainland China's economic transition.
Singapore	▶	As core inflation remains sticky, we expect the central bank to keep interest rates on hold in 2024 and see pockets of opportunity in high-quality REITs on their undemanding valuations.
South Korea	▲	The AI investment boom, improving memory pricing trend and robust earnings growth support strong consensus EPS earnings forecasts for 2024 while the "Corporate Value-Up Programme" brings attractive re-rating opportunities.
Taiwan	▶	The equity market is benefitting from the AI boom and tech recovery cycle. However, valuations are not cheap compared to historical levels and geopolitical concerns remain.
<b>Government bonds</b>		
Developed markets (DM)	▶	As rate cuts should come soon in the US and UK, we focus on locking in current bond yields which are still near decade-high levels. Japanese government bonds remain unattractive.
United States	▲	With lower-than-expected headline and core CPI data in May, and the Fed's median dot plot suggesting one 0.25% rate cut in 2024, we focus on locking in attractive bond yields ahead of the policy easing cycle likely to start in September.
United Kingdom	▲	As markets are pricing in a higher chance of the first rate cut in August, we focus on locking in current attractive yields and look for more dovish guidance from the BoE after the election.
Eurozone	▶	Despite widening spreads in French government bonds, we see limited spill-over risks across other countries. As the absolute yield levels are still lower in Europe than in the US, we maintain our neutral stance.
Japan	▼	With a gradual normalisation of monetary policy that keeps the current economic recovery and the reflationary momentum going, we expect the BoJ to lift its policy rate to 0.75% by end-2025. Japanese government bonds remain unattractive.
Emerging Markets (Local currency)	▼	The stronger USD and slowing disinflation put pressure on some EM economies. We stay positive on Indian local currency bonds for yield pick-up and diversification benefits.
Emerging Markets (Hard currency)	▶	We prefer developed market investment grade on a relative basis. However, we still find opportunities in selected quality issuers in emerging markets, where the yields remain appealing.
<b>Corporate bonds</b>		
Global investment grade (IG)	▲	Amid slowing global growth and rising geopolitical uncertainty, we continue to prefer investment grade over high yield bonds as interest rate risk is more attractively priced than credit risk.
USD investment grade (IG)	▲	A slowdown in economic activity and attractive spreads support our focus on quality credit. A strong dollar makes USD investment grade more attractive than its counterparts.
EUR and GBP investment grade (IG)	▲	We see any sizeable widening in European investment grade bond spreads as a buying opportunity and prefer large-cap companies with well diversified business models across countries and regions.
Asian investment grade (IG)	▲	The fundamentals for Asian IG bonds remain solid with the current valuations well supported by the tight supply. We prefer Asian financials, Indian local currency bonds, Indonesian quasi-sovereign bonds, Macau gaming and Chinese TMT.
Global high-yield (HY)	▶	We remain neutral as the spread pick-up in high yield bonds is insufficient for rising default risks.
USD high-yield (HY)	▶	Although defaults remain low and refinancing risk is manageable, risk premia are too low in our view, so we continue to prefer investment grade on a relative basis.
EUR and GBP high-yield (HY)	▶	Although growth may have bottomed at the end of last year, spreads in high yield remain on the tighter end of historical averages, so are less attractive in our view.
Asian high-yield (HY)	▶	We focus on quality issuers in the region as lingering headwinds in the property market and mixed economic recovery trajectory in mainland China and Hong Kong remain challenging.
<b>Commodities</b>		
Gold	▶	Uncertainty has driven gold to high levels but demand is likely to be capped at the current price.
Oil	▶	While geopolitics provide support for oil, spare capacity limits the upside. We expect oil prices to trade sideways.

## Sector Views

Global and regional sector views based on a 6-month horizon

Sector	Global	US	Europe	Asia	Comment
<b>Consumer Discretionary</b>	▲	▲	▲	▲	Consumers have adapted to the higher interest rate environment helped by easing inflation and higher wages. The outlook for hospitality and tourism looks particularly constructive although luxury goods sales growth is more muted. Unseasonal weather is again disrupting seasonal buying patterns. Autos remain in turmoil as consumers are switching to hybrid vehicles rather than EVs due to poor EV charging infrastructure. Home appliance demand remains subdued pending a recovery in home sales.
<b>Financials</b>	▲	▲	▶↓	▶	After a period of outperformance, we downgrade European Financials given the less attractive risk-reward scenarios particularly in France and to a lesser extent in Germany. Globally and in the US, the sector continues to benefit from a steadily improving economic backdrop and capital market activity, including M&A, IPOs and bond issuance. Interest rates look set to decline slowly with a modest impact on earnings in 2024. Regional banks with significant exposure to the real estate sector and loans remain an area of concern.
<b>Industrials</b>	▶↓	▶↓	▶	▲	Tactically, we downgrade US and Global Industrials following a period of outperformance as price momentum has stalled on negative news flow related to the aerospace segment there. Medium term, we remain constructive on the sector as government policy remains supportive in China, Europe and especially the US where the Inflation Reduction Act (IRA) and CHIPS Act are driving significant investments in new production capacity and infrastructure.
<b>Information Technology</b>	▲	▲	▲	▲	Big tech stocks have seen some pull-back as the rally broadens. AI will be the key driver for the sector as the technology becomes increasingly embedded leading to product and service capability enhancements, productivity gains and competitive differentiation. The next wave of AI development should benefit digital infrastructure companies focused on cloud, data centres, software and cooling technologies.
<b>Communications Services</b>	▶	▲	▼	▲	The US Communications sector continues to deliver stellar earnings growth as fundamentals and attractive prices continue to attract investors. In Asia, the stabilising regulatory environment and low valuations offer an attractive risk-return profile. In contrast, Europe's telecom services sector has little room for optimism.
<b>Materials</b>	▶	▶	▶	▶	Copper prices are well supported by rising renewables, electrical and digital infrastructure demand plus some strategic inventory building in China. Iron ore, steel and EV battery materials remain lacklustre. M&A has sparked interest in the miners while chemical stocks remain range-bound.
<b>Real Estate</b>	▼	▼	▶	▼	The outlook for commercial real estate is mixed, with retail and office segments still looking unattractive, while warehousing is seeing improved demand and prices after a sustained period of weakness. The housing sector in some markets is showing tentative signs of improving sentiment in anticipation of lower interest rates. Chinese real estate remains problematic. Easing inflation and interest rates may lift sentiment and activity.
<b>Consumer Staples</b>	▶	▶	▶	▲	The cost margins appear secure as cost pressures have somewhat eased. The sector should benefit from strong seasonal demand with solid results going forward despite tough YoY comparables and is trading in line with historical valuations. We focus on quality stocks with strong brands and more resilient pricing power.
<b>Energy</b>	▶	▶	▲	▶	Low valuations, strong cashflow and high dividends appear to be insufficient to change sentiment towards the sector as energy prices remain range-bound. On a seasonally-adjusted basis, supplies appear plentiful and inventories remain adequate, helped by the relatively mild winter in Europe. In 2024, energy prices may not benefit from geopolitical uncertainty as they have over the last two years.
<b>Healthcare</b>	▲	▲	▲	▼	New product launches, a less hostile pricing environment and the ebbing wave of major product patent expirations should help lift the sector after a period of under-performance. Healthcare sales growth should start to benefit from easier comparables and new pharma products should lift sentiment and expectations. In Asia, valuations remain elevated, trading well above historical levels.
<b>Utilities</b>	▶	▶↑	▶	▲	We upgrade US Utilities to neutral as demand for power continues to accelerate with rising temperatures and data centre expansion. Momentum is accelerating on renewable energy projects as governments have started to adopt more realistic pricing for new projects. Interest rate cuts could provide a tailwind and improve sentiment further. Utilities may benefit from investors looking to high dividend paying stocks as interest rates fall.

## Disclaimer

This document or video is prepared by The Hongkong and Shanghai Banking Corporation Limited ("HBAP"), 1 Queen's Road Central, Hong Kong. HBAP is incorporated in Hong Kong and is part of the HSBC Group. This document or video is distributed and/or made available, HSBC Bank (China) Company Limited, HSBC Bank (Singapore) Limited, HSBC Bank Middle East Limited (UAE), HSBC UK Bank Plc, HSBC Bank Malaysia Berhad (198401015221 (127776-V))/HSBC Amanah Malaysia Berhad (20080100642 1 (807705-X)), HSBC Bank (Taiwan) Limited, HSBC Bank plc, Jersey Branch, HSBC Bank plc, Guernsey Branch, HSBC Bank plc in the Isle of Man, HSBC Continental Europe, Greece, The Hongkong and Shanghai Banking Corporation Limited, India (HSBC India), HSBC Bank (Vietnam) Limited, PT Bank HSBC Indonesia (HBID), HSBC Bank (Uruguay) S.A. (HSBC Uruguay is authorised and oversought by Banco Central del Uruguay), HBAP Sri Lanka Branch, The Hongkong and Shanghai Banking Corporation Limited – Philippine Branch, HSBC Investment and Insurance Brokerage, Philippines Inc, and HSBC FinTech Services (Shanghai) Company Limited and HSBC Mexico, S.A. Multiple Banking Institution HSBC Financial Group (collectively, the "Distributors") to their respective clients. This document or video is for general circulation and information purposes only.

The contents of this document or video may not be reproduced or further distributed to any person or entity, whether in whole or in part, for any purpose. This document or video must not be distributed in any jurisdiction where its distribution is unlawful. All non-authorised reproduction or use of this document or video will be the responsibility of the user and may lead to legal proceedings. The material contained in this document or video is for general information purposes only and does not constitute investment research or advice or a recommendation to buy or sell investments. Some of the statements contained in this document or video may be considered forward looking statements which provide current expectations or forecasts of future events. Such forward looking statements are not guarantees of future performance or events and involve risks and uncertainties. Actual results may differ materially from those described in such forward-looking statements as a result of various factors. HBAP and the Distributors do not undertake any obligation to update the forward-looking statements contained herein, or to update the reasons why actual results could differ from those projected in the forward-looking statements. This document or video has no contractual value and is not by any means intended as a solicitation, nor a recommendation for the purchase or sale of any financial instrument in any jurisdiction in which such an offer is not lawful. The views and opinions expressed are based on the HSBC Global Investment Committee at the time of preparation and are subject to change at any time. **These views may not necessarily indicate HSBC Asset Management's current portfolios' composition. Individual portfolios managed by HSBC Asset Management primarily reflect individual clients' objectives, risk preferences, time horizon, and market liquidity.**

The value of investments and the income from them can go down as well as up and investors may not get back the amount originally invested. Past performance contained in this document or video is not a reliable indicator of future performance whilst any forecasts, projections and simulations contained herein should not be relied upon as an indication of future results. Where overseas investments are held the rate of currency exchange may cause the value of such investments to go down as well as up. Investments in emerging markets are by their nature higher risk and potentially more volatile than those inherent in some established markets. Economies in emerging markets generally are heavily dependent upon international trade and, accordingly, have been and may continue to be affected adversely by trade barriers, exchange controls, managed adjustments in relative currency values and other protectionist measures imposed or negotiated by the countries with which they trade. These economies also have been and may continue to be affected adversely by economic conditions in the countries in which they trade. Investments are subject to market risks, read all investment related documents carefully.

This document or video provides a high-level overview of the recent economic environment and has been prepared for information purposes only. The views presented are those of HBAP and are based on HBAP's global views and may not necessarily align with the Distributors' local views. It has not been prepared in accordance with legal requirements designed to promote the independence of investment research and is not subject to any prohibition on dealing ahead of its dissemination. It is not intended to provide and should not be relied on for accounting, legal or tax advice. Before you make any investment decision, you may wish to consult an independent financial adviser. In the event that you choose not to seek advice from a financial adviser, you should carefully consider whether the investment product is suitable for you. You are advised to obtain appropriate professional advice where necessary.

The accuracy and/or completeness of any third-party information obtained from sources which we believe to be reliable might have not been independently verified, hence Customer must seek from several sources prior to making investment decision.

**The following statement is only applicable to HSBC Mexico, S.A. Multiple Banking Institution HSBC Financial Group with regard to how the publication is distributed to its customers:** This publication is distributed by Wealth Insights of HSBC México, and its objective is for informational purposes only and should not be interpreted as an offer or invitation to buy or sell any security related to financial instruments, investments or other financial product. This communication is not intended to contain an exhaustive description of the considerations that may be important in making a decision to make any change and/or modification to any product, and what is contained or reflected in this report does not constitute, and is not intended to constitute, nor should it be construed as advice, investment advice or a recommendation, offer or solicitation to buy or sell any service, product, security, merchandise, currency or any other asset.

Receiving parties should not consider this document as a substitute for their own judgment. The past performance of the securities or financial instruments mentioned herein is not necessarily indicative of future results. All information, as well as prices indicated, are subject to change without prior notice; Wealth Insights of HSBC Mexico is not obliged to update or keep it current or to give any notification in the event that the information presented here undergoes any update or change. The securities and investment products described herein may not be suitable for sale in all jurisdictions or may not be suitable for some categories of investors.

The information contained in this communication is derived from a variety of sources deemed reliable; however, its accuracy or completeness cannot be guaranteed. HSBC México will not be responsible for any loss or damage of any kind that may arise from transmission errors, inaccuracies, omissions, changes in market factors or conditions, or any other circumstance beyond the control of HSBC. Different HSBC legal entities may carry out distribution of Wealth Insights internationally in accordance with local regulatory requirements.

### Important Information about the Hongkong and Shanghai Banking Corporation Limited, India ("HSBC India")

HSBC India is a branch of The Hongkong and Shanghai Banking Corporation Limited. HSBC India is a distributor of mutual funds and referrer of investment products from third party entities registered and regulated in India. HSBC India does not distribute investment products to those persons who are either the citizens or residents of United States of America (USA), Canada, Australia or New Zealand or any other jurisdiction where such distribution would be contrary to law or regulation.

**The following statement is only applicable to HSBC Bank (Taiwan) Limited with regard to how the publication is distributed to its customers:** HSBC Bank (Taiwan) Limited ("the Bank") shall fulfill the fiduciary duty act as a reasonable person once in exercising offering/conducting ordinary care in offering trust services/ business. However, the Bank disclaims any guarantee on the management or operation performance of the trust business.

**The following statement is only applicable to PT Bank HSBC Indonesia ("HBID"):** PT Bank HSBC Indonesia ("HBID") is licensed and supervised by Indonesia Financial Services Authority ("OJK"). Customer must understand that historical performance does not guarantee future performance. Investment product that are offered in HBID is third party products, HBID is a selling agent for third party product such as Mutual Fund and Bonds. HBID and HSBC Group (HSBC Holdings Plc and its subsidiaries and associates company or any of its branches) does not guarantee the underlying investment, principal or return on customer investment. Investment in Mutual Funds and Bonds is not covered by the deposit insurance program of the Indonesian Deposit Insurance Corporation (LPS).

### Important information on ESG and sustainable investing

Today we finance a number of industries that significantly contribute to greenhouse gas emissions. We have a strategy to help our customers to reduce their emissions and to reduce our own. For more information visit [www.hsbc.com/sustainability](http://www.hsbc.com/sustainability).

In broad terms "ESG and sustainable investing" products include investment approaches or instruments which consider environmental, social, governance and/or other sustainability factors to varying degrees. Certain instruments we classify as sustainable may be in the process of changing to deliver sustainability outcomes. There is no guarantee that ESG and Sustainable investing products will produce returns similar to those which don't consider these factors. ESG and Sustainable investing products may diverge from traditional market benchmarks. In addition, there is no standard definition of, or measurement criteria for, ESG and Sustainable investing or the impact of ESG and Sustainable investing products. ESG and Sustainable investing and related impact measurement criteria are (a) highly subjective and (b) may vary significantly across and within sectors.

HSBC may rely on measurement criteria devised and reported by third party providers or issuers. HSBC does not always conduct its own specific due diligence in relation to measurement criteria. There is no guarantee: (a) that the nature of the ESG / sustainability impact or measurement criteria of an investment will be aligned with any particular investor's sustainability goals; or (b) that the stated level or target level of ESG / sustainability impact will be achieved. ESG and Sustainable investing is an evolving area and new regulations are being developed which will affect how investments can be categorised or labelled. An investment which is considered to fulfil sustainable criteria today may not meet those criteria at some point in the future.

THE CONTENTS OF THIS DOCUMENT OR VIDEO HAVE NOT BEEN REVIEWED BY ANY REGULATORY AUTHORITY IN HONG KONG OR ANY OTHER JURISDICTION.

YOU ARE ADVISED TO EXERCISE CAUTION IN RELATION TO THE INVESTMENT AND THIS DOCUMENT OR VIDEO. IF YOU ARE IN DOUBT ABOUT ANY OF THE CONTENTS OF THIS DOCUMENT OR VIDEO, YOU SHOULD OBTAIN INDEPENDENT PROFESSIONAL ADVICE.

© Copyright 2024. The Hongkong and Shanghai Banking Corporation Limited, ALL RIGHTS RESERVED.

No part of this document or video may be reproduced, stored in a retrieval system, or transmitted, on any form or by any means, electronic, mechanical, photocopying, recording or otherwise, without the prior written permission of The Hongkong and Shanghai Banking Corporation Limited.